

MHD3000 SERIES (MH)

 DIRECT VENT GAS FIREPLACE

Superior
FIREPLACES®
Our name is our promise.

TRADITIONAL

The MHD3000 Series offers excellent value without compromising on quality or design. These fireplaces offer an array of standard features, increased performance and state of the art technology to ensure many years of beauty and warmth.

MHD3000 Series fireplace models comply with the requirements of 24 CFR part 3280 for use in manufactured homes.



FEATURED MHD3035 shown with "aged oak" log set and Buff Stacked ceramic fiber liners

INTERIOR (Standard)



Buff Stacked

INCLUDED ACCESSORIES

- A. Remote and unit-mounted on/off switch
- B. Heat-activated variable speed blower
- C. Ceramic fiber liners
- D. Gas conversion kit

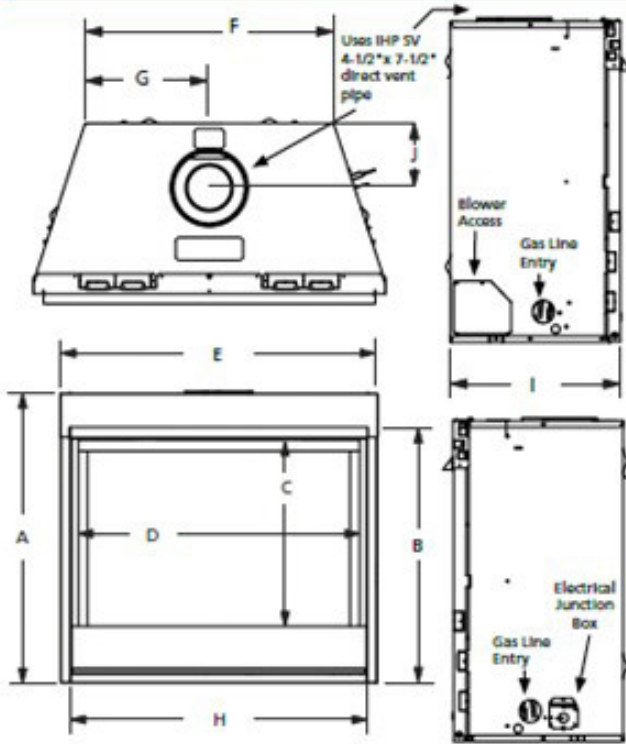
FEATURES

- ✦ Available in 35" and 40" models with Top/Rear Combo convertible vent
- ✦ 35" gas model has identical frame dimensions as the 36" wood burning model
- ✦ Dependable millivolt ignition system operates during power outages
- ✦ Outstanding heating efficiency for increased comfort and lower operating costs
- ✦ Standard tempered glass and 2015 ANSI barrier compliant
- ✦ Detailed ceramic fiber "aged oak" log set with 1/2" heavy-duty grate
- ✦ Heat-activated variable speed blower and on-off remote control included
- ✦ Gas Conversion Kit standard (NG/LP)
- ✦ Listed for use in US and Canada
- ✦ MHD3000 Series fireplace models comply with the requirements of 24 CFR part 3280 for use in manufactured homes.
- ✦ 20 year limited warranty



Included Remote

APPLIANCE SPECIFICATIONS



	MHD35	MHD40
A	36-1/2" *	37-1/8"
B	28-3/4"	33-1/4"
C	22-1/4"	27-1/4"
D	32-3/8"	37-3/8"
E	41-1/8" *	40-1/4"
F	25"	30"
G	12-1/2"	15"
H	32-7/8"	37-7/8"
I	17"	17"
J	6-7/8"	6-7/8"

* Dimensions include top and side panels (shipped installed)

On the cover: MHD35 shown with Aged Oak log set and Buff Stacked ceramic fiber liners

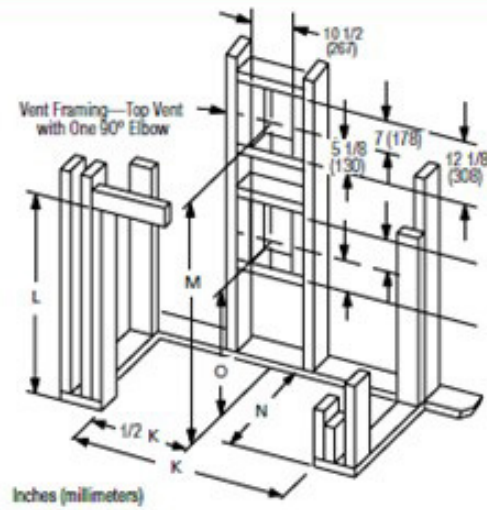
IMPORTANT NOTES:

As with any fireplace, this appliance is extremely hot during operation. Read and understand all operating instructions before using this appliance. For further information, consult your dealer.

Local conditions, such as elevation, wind, vent configuration and choice of fuel will affect overall appearance of the fire and heating performance. Performance can also vary with home design and insulation, climate, condition and type of fuel used, appliance location, burn rate, accessories chosen, chimney installation and how the appliance is operated.

Diagrams, illustrations and photographs are not to scale—consult installation instructions. Product designs, materials, dimensions, specifications, colors and prices are subject to change or discontinuance without notice.

FRAMING SPECIFICATIONS



	MHD35	MHD40
K	41-1/2"	40-3/8"
L	36-1/2" **	41-1/4"
M	38-3/4"	43-3/4"
N	18"	18"
O	23-3/8"	28-1/4"

** includes 4" for fold-up standoffs

FIREPLACE EFFICIENCIES — Listed to ANSI Z21.88 as a gas fireplace heater.

MODEL	FUEL	BTU/HR	AFUE**	P4 / ENERGYGUIDE* (NGAP)
MHD35	NG	16,000	66%	61.0%
MHD35	LP	15,000	66%	61.0%
MHD40	NG	20,000	66%	61.0%
MHD40	LP	19,000	66%	61.0%

*Millivolt ignition systems.

**Annual Fuel Utilization Efficiency (AFUE) is the recognized U.S. rating system for the total efficiency of heating products.



Approved for use with European Copper and Chimney Classics chimney tops, which improve performance and add an elegant touch.




© 2015 Innovative Hearth Products

785632M 04/15

Visit us online



SuperiorFireplaces.us.com



MHW36CB/MHW36R

WOOD BURNING FIREPLACE

Superior
FIREPLACES
Our name is our promise.



TRADITIONAL

Amazing fire presentation and quality construction come together to provide long-lasting warmth and unsurpassed beauty in a traditional hearth setting.

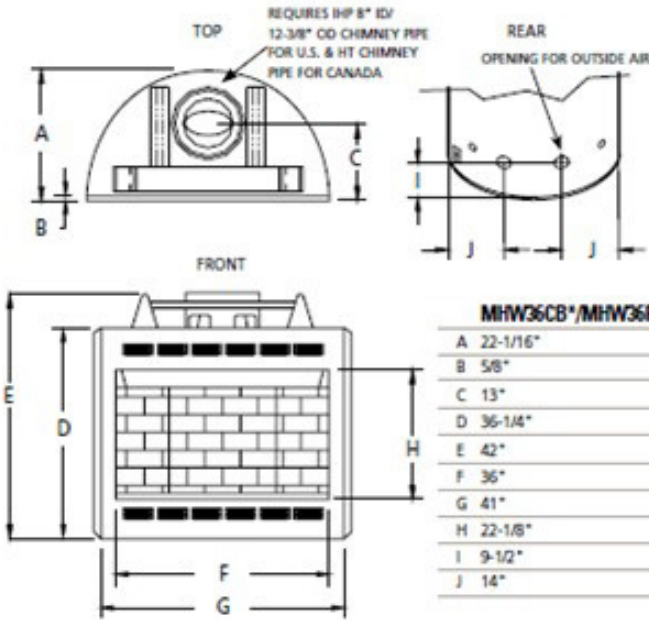
FEATURES

- ✦ Exclusive space-saving round back design
- ✦ Full-view 36" opening width
- ✦ Factory installed Black Bi-Fold Glass Doors standard
- ✦ Durable textured powder coat paint
- ✦ Factory installed blower standard (MHW36CB model only)
- ✦ Outside Combustion Air Kit standard
- ✦ Full length nailing flanges
- ✦ Easy access damper control
- ✦ Listed for use in HUD and FACTORY BUILT homes
- ✦ Approved for use in the U.S. and Canada
- ✦ 20 Year limited warranty




MHW36R Radiant fireplace model (no blower option)
Shown with optional gas logs

APPLIANCE SPECIFICATIONS



STANDARD ACCESSORIES



Bi-Fold Glass Doors

Trim Finish

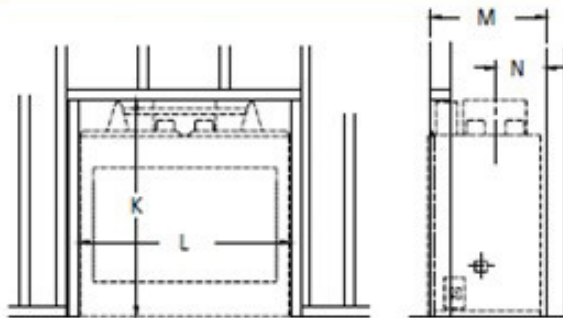


Black (Standard)

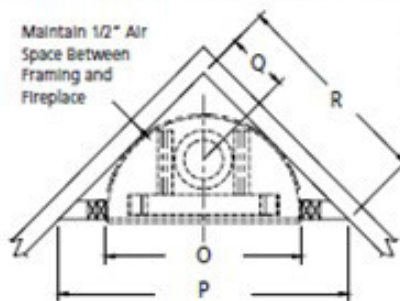
INTERIOR REFRACTORY PANEL



FLAT WALL FRAMING SPECIFICATIONS



CORNER FRAMING SPECIFICATIONS



*CB=CIRCULATING BLOWER **R=RADIANT (NO BLOWER)

IMPORTANT NOTES:

As with any heating appliance, fireplace or stove, this appliance is extremely hot during operation. Read and understand all operating instructions before using this appliance. For further information, consult your dealer.

Local conditions, such as elevation, wind, vent configuration and choice of fuel will effect overall appearance of the fire and heating performance. Performance can also vary with home design and insulation, climate, condition and type of fuel used, appliance location, burn rate, accessories chosen, chimney installation and how the appliance is operated.

Diagrams, illustrations and photographs are not to scale—consult installation instructions. Product designs, materials, dimensions, specifications, colors and prices are subject to change or discontinuance without notice.

Visit us online



SuperiorFireplaces.us.com



© 2014 Innovative Hearth Products

785545M 06/14MH




Fireplace Surrounds

manufactured by



Our Fireplace Surround Units install quickly and easily. These units will fit most zero clearance fireplaces. They are available in a variety of colors & styles which give you a custom personalized look that will add beauty & charm to any decor.



Carnoustie Fieldstone with Raised Hearth Box



Pennsylvania Fieldstone



Sedona Fieldstone



West Chester Fieldstone

Fieldstone

Fireplace Surrounds By Stoneweaver Enterprises



Drystack

Pennsylvania Drystack with Top Unit



Brick & Wood



*Brick & Wood with
Raised Brick Hearth*



Tile & Wood



*Tile & Wood with
Raised Tile Hearth*



*Pennsylvania Drystack with
Raised Hearth Box*



Pennsylvania Drystack



*Carnoustie Drystack with
Raised Hearth Box*



Castle Rock Arch Surround



Castle Rock Kitchen Hearth

Note: Colors in this brochure may differ slightly from actual colors of surrounds.
We recommend making final color selection from a sample board.